



# The Parents' Guide to Google Classroom

# What is Google Classroom?

Think of Google Classroom (GC) as your child's digital link to learning.

Teachers use GC to share assignments, homework, newsletters, and much more with students AND parents!



# Getting Started



Your child was provided with a secure login and password that is unique to them.

This will be your child's  
@education.nsw.gov.au email address  
and corresponding password.  
If you don't know the password please  
contact the office and we will reset it  
for you.

# Getting Started



1

Click on the Google Chrome browser icon.

# Getting Started



2 Type [www.google.com](http://www.google.com)  
into your web  
address bar.

# Getting Started



3

Click on **SIGN IN** in the upper right hand corner of the browser window.

# Getting Started



The screenshot shows a Google account login interface. At the top left is the Google logo. Below it, the text "Hi Tanya" is displayed next to a profile picture icon and the email address "bratton@opsb.info". A dropdown arrow is visible to the right of the email. Below this is a password field with the placeholder text "Enter your password". To the left of the password field is a link that says "Forgot password?". To the right of the password field is a blue button labeled "NEXT". A red arrow points from the "NEXT" button to a red-bordered box containing the text "Click on Next".

4

Type in your child's  
**@education.nsw.gov.au**  
Email address & click "next."

# Getting Started

Google

Hi Tanya  
bratton@opsb.info

Enter your password

Forgot password?

NEXT

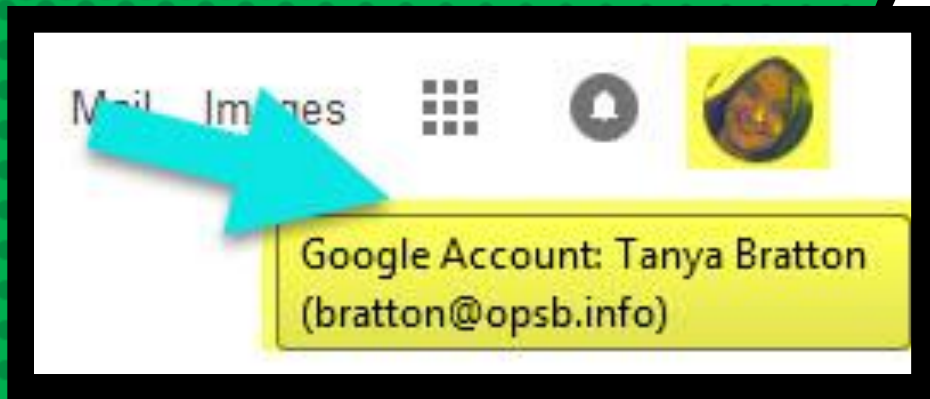
Click on Next

5

Type in your  
**PASSWORD**  
& click "next."

If you don't know your password please contact the school and we will reset it.



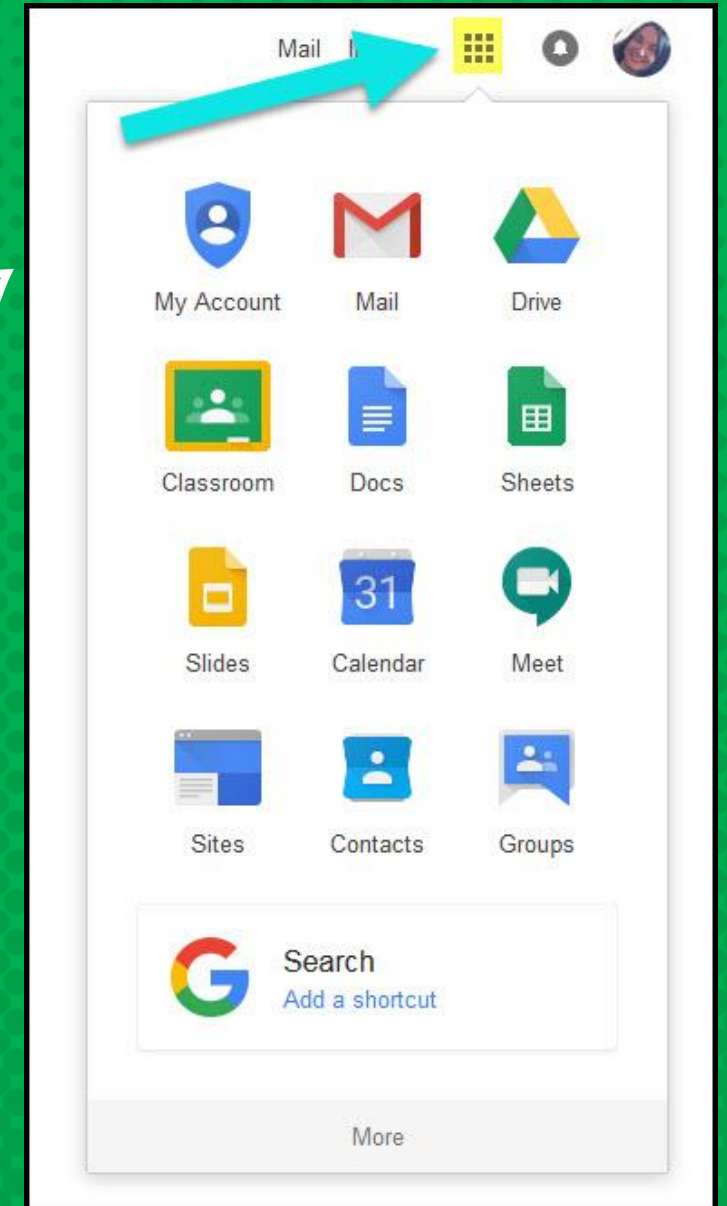


***NOW YOU'LL SEE***

that you are signed in to  
your Google Apps for  
Education account!

# GOOGLE SUITE

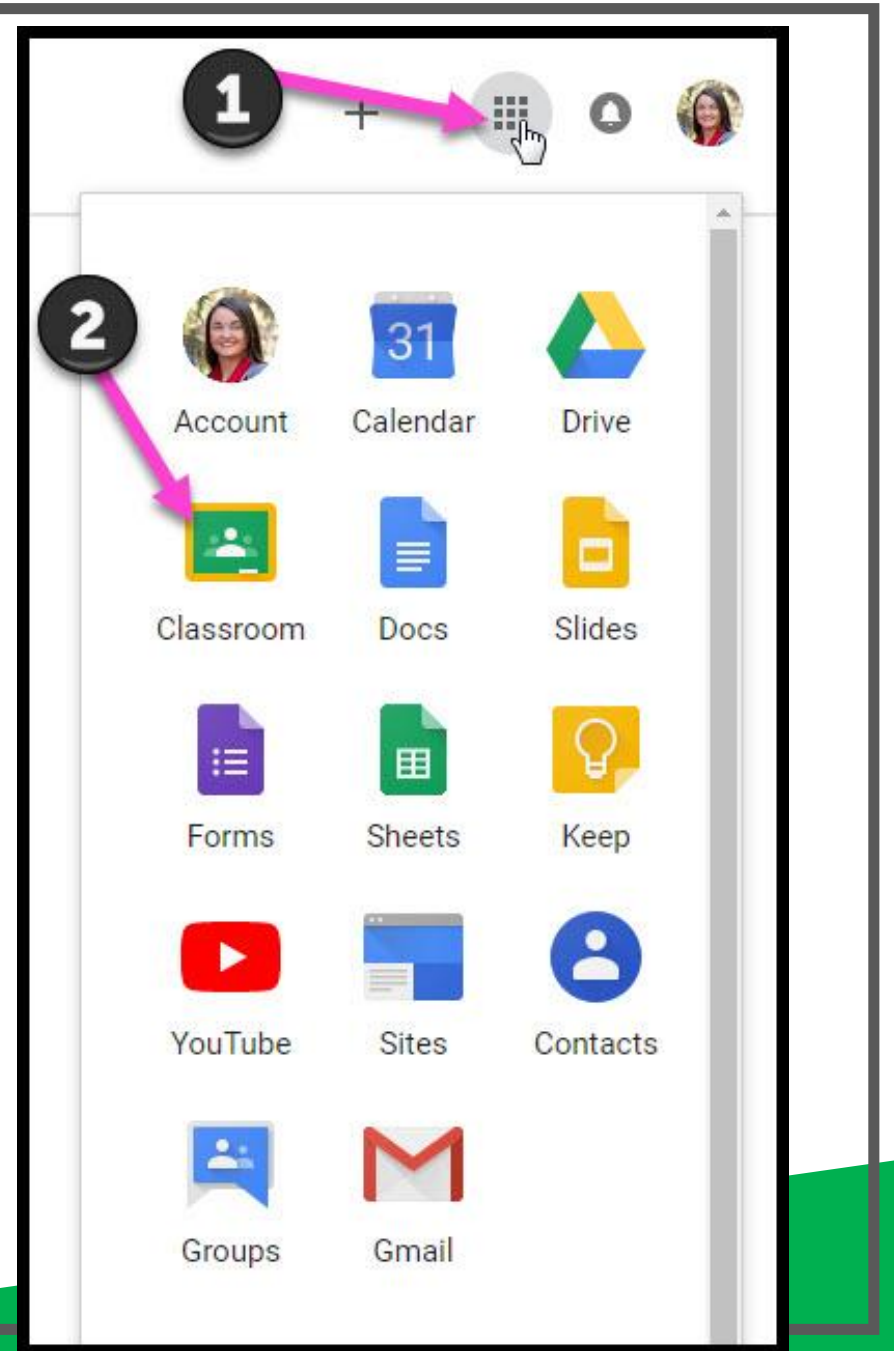
Click on the 9 squares (Waffle/Rubik's Cube) icon in the top right hand corner to see the Google Suite of Products!



# Navigating Classroom

1

Click on the waffle button and then the [Google Classroom](#) icon.



# Navigating Classroom

2

Click on the class you wish to view.

If you don't see any classes click the plus sign at the top right and JOIN a class using the appropriate google code

